

LCFF Budget Overview for Parents

Local Educational Agency (LEA) Name: Gratton Elementary School

CDS Code: 50-71084-6052534

School Year: 2023-24

LEA contact information:

Wendy Williams

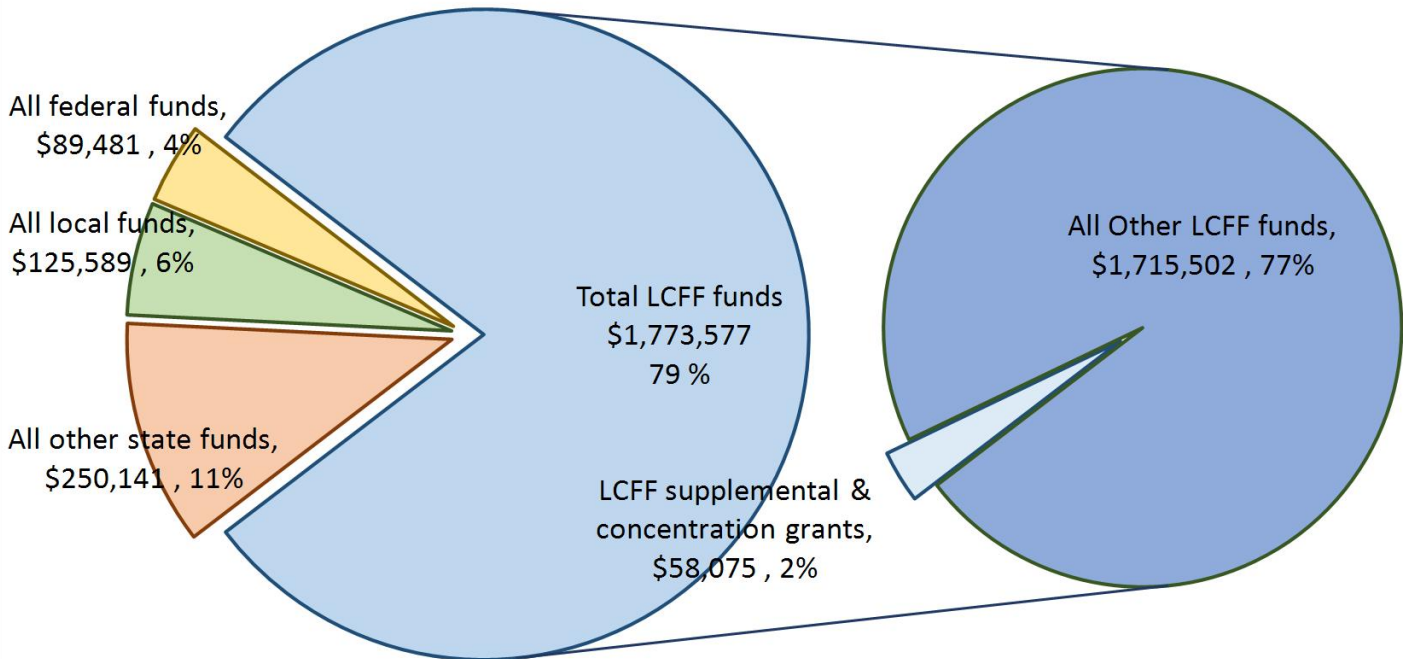
Superintendent

209 632-0505

School districts receive funding from different sources: state funds under the Local Control Funding Formula (LCFF), other state funds, local funds, and federal funds. LCFF funds include a base level of funding for all LEAs and extra funding - called "supplemental and concentration" grants - to LEAs based on the enrollment of high needs students (foster youth, English learners, and low-income students).

Budget Overview for the 2023-24 School Year

Projected Revenue by Fund Source

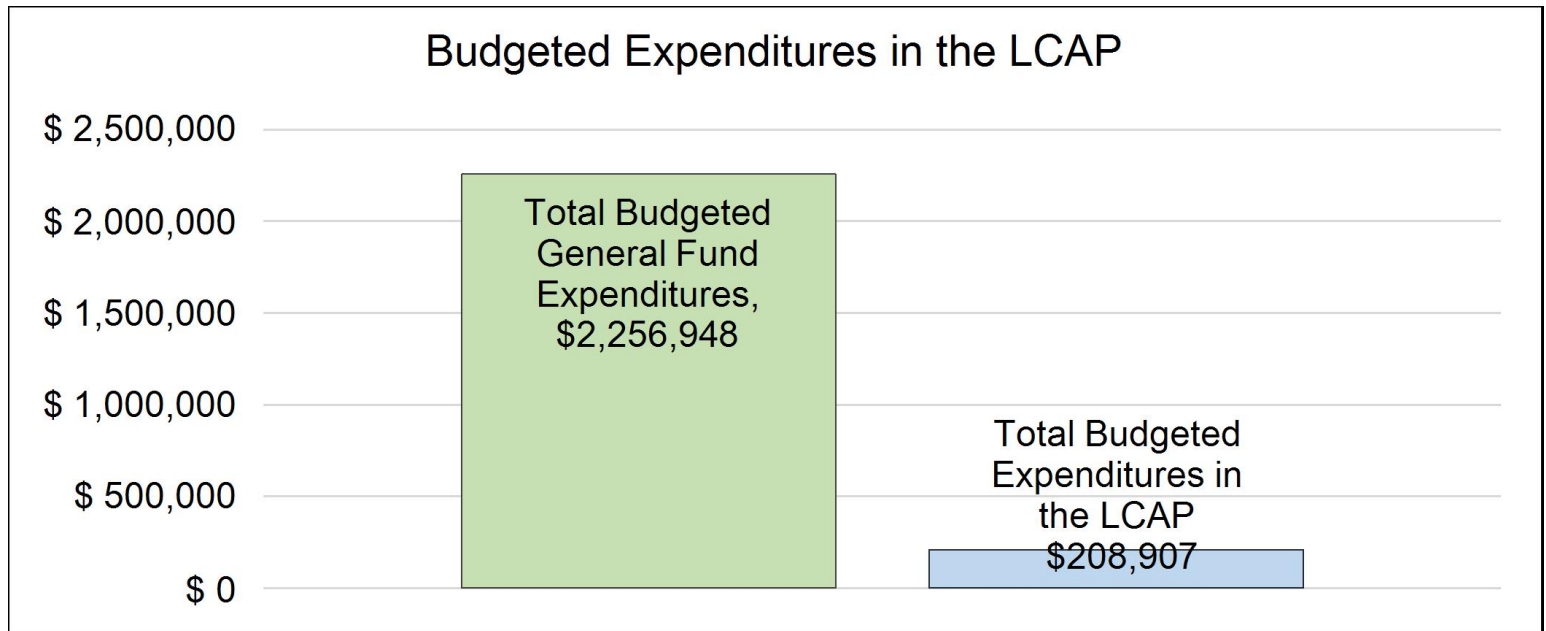


This chart shows the total general purpose revenue Gratton Elementary School expects to receive in the coming year from all sources.

The text description for the above chart is as follows: The total revenue projected for Gratton Elementary School is \$2,238,788, of which \$1,773,577 is Local Control Funding Formula (LCFF), \$250,141 is other state funds, \$125,589 is local funds, and \$89,481 is federal funds. Of the \$1,773,577 in LCFF Funds, \$58,075 is generated based on the enrollment of high needs students (foster youth, English learner, and low-income students).

LCFF Budget Overview for Parents

The LCFF gives school districts more flexibility in deciding how to use state funds. In exchange, school districts must work with parents, educators, students, and the community to develop a Local Control and Accountability Plan (LCAP) that shows how they will use these funds to serve students.



This chart provides a quick summary of how much Gratton Elementary School plans to spend for 2023-24. It shows how much of the total is tied to planned actions and services in the LCAP.

The text description of the above chart is as follows: Gratton Elementary School plans to spend \$2,256,948 for the 2023-24 school year. Of that amount, \$208,907 is tied to actions/services in the LCAP and \$2,048,041 is not included in the LCAP. The budgeted expenditures that are not included in the LCAP will be used for the following:

The majority of our budgeted expenditures are personnel related (certificated, classified salaries and benefits.) Other expenses include supplies (curriculum, instructional materials and resources), facilities (building grounds and maintenance) and outside services.

Increased or Improved Services for High Needs Students in the LCAP for the 2023-24 School Year

In 2023-24, Gratton Elementary School is projecting it will receive \$58,075 based on the enrollment of foster youth, English learner, and low-income students. Gratton Elementary School must describe how it intends to increase or improve services for high needs students in the LCAP. Gratton Elementary School plans to spend \$131,500 towards meeting this requirement, as described in the LCAP.

In 2023-24, Gratton Elementary School is projecting it will receive \$58,075 based on the enrollment of foster youth, English learner, and low-income students. Gratton Elementary School must describe how it intends to increase or improve services for high needs students in the LCAP. Gratton Elementary School plans to spend \$131,500 towards meeting this requirement, as described in the LCAP. Gratton School District will address increased or improved services for high needs pupils by utilizing the Response to Intervention model in every classroom. High needs students are identified through a variety of indicators including, formal and informal classroom assessments. Individualized plans for students who are in need of

academic and/or behavioral intervention are created through a collaborative process involving a team of classroom teachers, the resource specialist teacher, the contracted behaviorist, and administration. These student centered, collaborative meetings are held weekly.

Tier 1: Provide high-quality core instruction with differentiated supports

- Identify “unfinished” learning (standards and content that are prerequisites to grade level learning)
- Incorporate prior grade-level knowledge and skills, if needed, to support access to current grade-level content
- Integrate on-going practice and review into the teaching of current grade-level content, instead of disrupting it

Tier 2: Provide high-quality core instruction with targeted interventions

- Identify students not meeting grade level expectations
- Provide targeted, small group intervention to students in addition to core instruction
- Provide research-based curriculum/programs and evidence-based practices
- Frequent monitoring of student progress

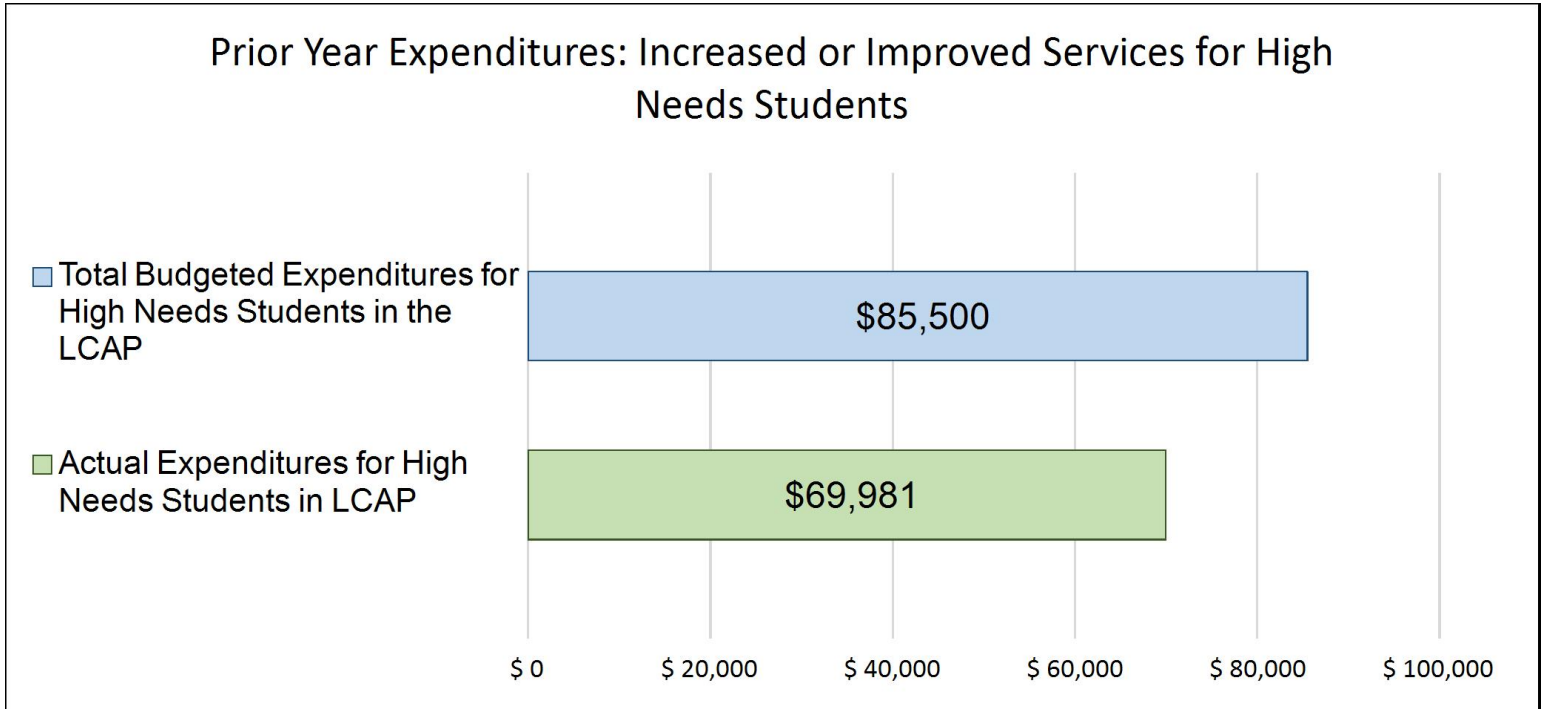
Tier 3: Core Instruction and Intensive/Strategic Interventions

- Identify students with significant learning loss
- Provide intensive and strategic interventions in addition to core instruction (focusing on foundational skills)
- Provide research-based curriculum/programs and evidence-based practices supported by research
- Frequent monitoring of student progress

Tier 2 and 3 interventions and supports will be provided through small group instruction. English Learners: Targeted/strategic support will focus on interventions to ensure students make progress toward English language proficiency and meet grade-level academic achievement. Students with exceptional needs: The IEP process will identify student needs and determine targeted/strategic supports when necessary, customize educational opportunities, ensure accessibility to the curriculum, and provide frequent communication with parents. Low-income, Foster Youth, Homeless: Targeted/strategic interventions will be supportive to meet students’ social-emotional and academic needs, address absenteeism, address any barriers to reengage students in learning, and provide frequent communication with parents/caregivers.

LCFF Budget Overview for Parents

Update on Increased or Improved Services for High Needs Students in 2022-23



This chart compares what Gratton Elementary School budgeted last year in the LCAP for actions and services that contribute to increasing or improving services for high needs students with what Gratton Elementary School estimates it has spent on actions and services that contribute to increasing or improving services for high needs students in the current year.

The text description of the above chart is as follows: In 2022-23, Gratton Elementary School's LCAP budgeted \$85,500 for planned actions to increase or improve services for high needs students. Gratton Elementary School actually spent \$69,981 for actions to increase or improve services for high needs students in 2022-23.

The difference between the budgeted and actual expenditures of \$-15,519 had the following impact on Gratton Elementary School's ability to increase or improve services for high needs students:

The difference between the total budgeted expenditures and the actual expenditures had no impact on the actions and services for high needs students in 2022-23.

Local Control and Accountability Plan

The instructions for completing the Local Control and Accountability Plan (LCAP) follow the template.

Local Educational Agency (LEA) Name	Contact Name and Title	Email and Phone
Gratton Elementary School	Wendy Williams Superintendent	wwilliams@grattonschool.net 209 632-0505

Plan Summary [2023-24]

General Information

A description of the LEA, its schools, and its students in grades transitional kindergarten–12, as applicable to the LEA.

Gratton School District is a rural district with boundaries that are only five square miles serving students in transitional kindergarten through eighth grade. Two schools, Gratton Elementary and Gratton Charter are under the district umbrella. The English Learner population for the 2022-23 school year was 3.5% percent combined for both schools and the Free and Reduced population of students is 16.9% percent combined for both schools. No foster students are served by the district at this time. In addition to the core curriculum, all students, from both schools, participate in the STEAM enrichment program and grades 5th through 8th all participate in the competitive sports program. The district implements a Response to Intervention program for all students needing academic or behavioral intervention and/or differentiation. In addition, the district has a resource specialist and speech pathologist on site and has recently added mental health supports as well. All other special education programs are provided by a regionalized provider.

Reflections: Successes

A description of successes and/or progress based on a review of the California School Dashboard (Dashboard) and local data.

The 2018-2019 California School Dashboard data for Gratton School District demonstrates the success of the district's plans and programs currently in place, as well as its goal for continued improvement. Gratton District was designated blue for all indicators including; English Language Arts and Math assessments as well as attendance and suspensions. A blue rating represents the highest designation possible. In addition, Gratton students demonstrated growth on both the English Language Arts and Math CAASPP assessments, addressing the district's goal to continually improve in all academic areas. Gratton School District also met the standard for all additional indicator areas.

Gratton was also name a California Distinguished School for the 2022-2023 school year. This honorable designation remains in effect for two years.

As a School District, Gratton Elementary had 67.02% of students Meet or Exceed the Standard on the English Language Arts Assessments (ELA), and 57.45% Meet or Exceed Standard on the Math Assessment for 2021-2022. In comparing our data to the Stanislaus County data, Gratton has reason to celebrate their student successes as the county percentages were 37.68% in ELA and 23.14% in Math.

Reflections: Identified Need

A description of any areas that need significant improvement based on a review of Dashboard and local data, including any areas of low performance and significant performance gaps among student groups on Dashboard indicators, and any steps taken to address those areas.

While Gratton is pleased with the results shared above, they both reflect a drop in student success when compared to 2018-19 (pre-COVID) assessment scores. Comparatively, ELA dropped +/-3% and Math dropped +/-8%. It should be considered that over the three years of review, the student population changed greatly and student learning experiences were hindered during school closures. The greatest drop of mastery was in the area of Math and that will continue to be an area of focus for Gratton moving forward. Strategies to assist in reengaging students in the school environment and the area of mathematics will include:

1. Continued adherence to the procedures and protocols for identifying and servicing Response to Intervention and Special Education students.
2. Implementation of school-wide social emotional learning program.
3. Behavioral intervention supports provided for identified students.

LCAP Highlights

A brief overview of the LCAP, including any key features that should be emphasized.

The LCAP contains three major goals designed to maintain the exceptionally high standards that have been established at Gratton School District.

Goal 1: Addresses staff, facilities, course offerings and instructional materials:

1. Hire and retain a highly qualified instructional staff
2. Maintain safe and clean facilities and address repairs in a timely fashion
3. Continue working toward science and social studies curriculum adoption

Goal 2: Addresses students' academic needs and achievement:

1. Instructional staff will participate in regularly scheduled department meetings to analyze student data and provide intervention as needed, in order to increase CAASPP achievement for student population
2. Increase days for the resource specialist in order to address the academic needs of our special needs population
3. Retain instructional aide to assist with the delivery of intervention services for at risk students through the Response to Intervention Program

Goal 3: Addresses social and emotional learning supports for students, student engagement, school climate and parent involvement:

1. Implement school wide social emotional learning program
2. Continue contract with Stanislaus County Office of Education for on site behaviorist services

Comprehensive Support and Improvement

An LEA with a school or schools eligible for comprehensive support and improvement must respond to the following prompts.

Schools Identified

A list of the schools in the LEA that are eligible for comprehensive support and improvement.

Gratton has no schools identified for CSI.

Support for Identified Schools

A description of how the LEA has or will support its eligible schools in developing comprehensive support and improvement plans.

N/A

Monitoring and Evaluating Effectiveness

A description of how the LEA will monitor and evaluate the plan to support student and school improvement.

N/A

Engaging Educational Partners

A summary of the process used to engage educational partners and how this engagement was considered before finalizing the LCAP.

Gratton School District's efforts in soliciting feedback to inform the district's Local Control and Accountability Plan took place over the course of the 2020-2021 school year. The district's planning process in developing the LCAP was guided by research, data collection, and collaboration. Input Groups were consulted at a variety of public meetings and through collaborative discussions. The meetings included school board meetings, staff meetings and site council meetings. Input from the various groups was noted and considered in the development of the 2022-23 Local Control and Accountability Plan. The needs of all students, including our English learners, students with disabilities, and low socioeconomic student population were considered. In addition, the Stanislaus County SELPA was consulted and confirmed that the plan addressed the needs of our special education student population. Gratton School District does not have bargaining units.

Ongoing collaborative opportunities with various Input Groups have occurred throughout the 2022-23 school year to provide access to LEA Assessment data and obtain input for consideration in the development of the 2023 LCAP. Example of these Input Opportunities include Staff meetings, School Site Council meetings, Open House, Parent Club Meetings, and Parent Teacher Conferences.

A summary of the feedback provided by specific educational partners.

The original plan was developed in response to the ongoing input shared by staff at the regularly scheduled student focused collaborative meetings and staff meetings, in addition to parent input. Input Groups agreed that the initial outline of goals and actions presented were comprehensive and suitable for addressing the needs of our students. No additional suggestions were provided by Input Groups during subsequent collaborative discussions. The Stanislaus County SELPA office confirmed that the plan addressed the needs of our special education student population and suggested no further modifications be made.

A description of the aspects of the LCAP that were influenced by specific input from educational partners.

Goal 3 was established in response to discussions with staff members regarding the social and emotional needs of Gratton's student population as a whole. In addition, parent feedback about individual students was provided related to the social emotional needs of their children, resulting from the pandemic. The original outline of goals and actions presented were approved by Input Groups. The various groups agreed there were no additional items to be added and no additional modifications were needed. The plan was accepted and approved in its original format.

Goals and Actions

Goal

Goal #	Description
1	The district will establish and implement conditions of learning that include hiring and retaining highly qualified instructional staff, maintaining safe and clean facilities, and providing access to a broad course of study and programs aligned with state standards.

An explanation of why the LEA has developed this goal.

This goal was developed to meet the requirements of the Williams Act. The purpose of this goal is to address facilities, staff, course offerings and instructional materials. This goal meets the state's

Priority 1 Basic Conditions of Learning: Credentials and Facilities
 Priority 2 Implementations of State Standards
 Priority 7 Course Access

Measuring and Reporting Results

Metric	Baseline	Year 1 Outcome	Year 2 Outcome	Year 3 Outcome	Desired Outcome for 2023–24
1. Percentage of highly qualified certificated teachers	1. 100% of certificated teachers were highly qualified	100% of certificated teachers were highly qualified	100% of certificated teachers were highly qualified		100% of certificated teachers are highly qualified
2. Complete Monthly Inspection Checklists and make repairs as needed.	2. Facilities Inspection Checklists were completed monthly and repairs were made as needed.	Facilities Inspection Checklists were completed monthly and repairs were made as needed.	Facilities Inspection Checklists were completed monthly and repairs were made as needed.		Facilities Inspection Checklists completed monthly and repairs made as needed.
3. Percentage of students with access to a broad course of study, including	3. 100% of students had access to a broad course of study including ELA/ELD,	100% of students had access to a broad course of study including ELA/ELD,	100% of students had access to a broad course of study including ELA/ELD,		100% of students have access to a broad course of study including ELA/ELD,

Metric	Baseline	Year 1 Outcome	Year 2 Outcome	Year 3 Outcome	Desired Outcome for 2023–24
ELA/ELD, Math, Science, Social Studies, Physical Education and Fine Arts.	Math, Science, Social Studies, Physical Education and Fine Arts.	Math, Science, Social Studies, Physical Education and Fine Arts.	Math, Science, Social Studies, Physical Education and Fine Arts.		Math, Science, Social Studies, Physical Education and Fine Arts.
4. Percentage of classrooms implementing state board adopted content standards in ELA/ELD, Math, Science, Social Studies, Physical Education and Fine Arts.	4. 100% of classrooms implemented state board adopted content standards in ELA/ELD, Math, Science, Social Studies, Physical Education and Fine Arts.	100% of classrooms implemented state board adopted content standards in ELA/ELD, Math, Science, Social Studies, Physical Education and Fine Arts.	100% of classrooms implemented state board adopted content standards in ELA/ELD, Math, Science, Social Studies, Physical Education and Fine Arts.		100% of classrooms are implementing state board adopted content standards in ELA/ELD, Math, Science, Social Studies, Physical Education and Fine Arts.

Actions

Action #	Title	Description	Total Funds	Contributing
1.1	Facilities	Facility repairs	\$30,907.00	No
1.2	Induction	Teacher participation in induction support program.	\$0.00	No
1.3	Curriculum Supplementation	Science and Social Studies curriculum supplementation to make content more accessible	\$10,500.00	Yes

Goal Analysis [2022-23]

An analysis of how this goal was carried out in the previous year.

A description of any substantive differences in planned actions and actual implementation of these actions.

No substantive differences in planned actions and actual implementation of these actions occurred in the 2022-23 school year.

An explanation of material differences between Budgeted Expenditures and Estimated Actual Expenditures and/or Planned Percentages of Improved Services and Estimated Actual Percentages of Improved Services.

Due to the availability of various other one-time funds and grants, many of the above goals and actions were accomplished through alternate funding sources. For Goal One (1), that is inclusive of Action 1.1 and 1.3.

An explanation of how effective the specific actions were in making progress toward the goal.

All goals were met, indicating that the actions were successful in making progress toward the Grattan 2021-24 LCAP Goal 1.

A description of any changes made to the planned goal, metrics, desired outcomes, or actions for the coming year that resulted from reflections on prior practice.

For the 2023-24 school year no funds will need to be allocated to goal 1.2 as all teachers will have clear credentials.

A report of the Total Estimated Actual Expenditures for last year's actions may be found in the Annual Update Table. A report of the Estimated Actual Percentages of Improved Services for last year's actions may be found in the Contributing Actions Annual Update Table.

Goals and Actions

Goal

Goal #	Description
2	The district will use data driven information to assess the effectiveness of implementation of state board adopted academic content and performance standards for all students. Information will be used to make decisions about group and individual student academic goals both in the classroom and as a district to promote student progress.

An explanation of why the LEA has developed this goal.

The district has developed this goal to ensure the effective implementation of state board adopted academic content and performance standards, as well as monitor data related to students' academic achievement, to assist in promoting student progress. This goal meets the state's

Priority 4 Pupil Achievement
 Priority 8 Other Pupil Outcomes

Measuring and Reporting Results

Metric	Baseline	Year 1 Outcome	Year 2 Outcome	Year 3 Outcome	Desired Outcome for 2023–24
1. Percentage of student population meeting or exceeding the standard on California Assessment of Student Progress and Performance (CAASPP) for Language Arts and Math	1. 69.89% of the student population met or exceeded the standard for Language Arts and 65.59% met or exceeded the standard for Math for the 2018-2019 academic year.	67.5% of the student population met or exceeded the standard for Language Arts and 51.06% met or exceeded the standard for Math for the 2020-21 academic year.	67.02% of the student population met or exceeded the standard for Language Arts and 57.45% met or exceeded the standard for Math for the 2021-22 academic year.		The percentage of the student population meeting or exceeding the standard for Language Arts and Math will increase by 5%.
2. Percentage of Second Graders reading at grade level	2. 83% of second graders were reading at a 2.9 grade level or higher by the end of	80% of second graders were reading at a 2.9 grade level or higher by the end of	82% of second graders were reading at a 2.9 grade level or higher by the end of		90% of second graders reading at a 2.9 grade level.

Metric	Baseline	Year 1 Outcome	Year 2 Outcome	Year 3 Outcome	Desired Outcome for 2023–24
by the end of second grade	the 2020-2021 academic year.	the 2021-2022 academic year.	the 2022-23 academic year.		
3. Percentage of English Learners reclassified	3. Data not reported due to group size	Data not reported due to group size	20% of English Learners Reclassified in the 2022-23 School Year based on Local Data interpretation.		Maintain or exceed 20% English Learner Reclassification.
4. Percentage of English Learners who have made progress toward English Proficiency as measured by the ELPAC	<p>4. Baseline scores were established in 2018-2019. Five students were tested for the ELPAC. Progress toward English proficiency cannot be calculated due to this being the first administration of the ELPAC.</p> <p>Level 4 Well Developed - 20% Level 3 Moderately Developed - 60% Level 2 Somewhat Developed - 20% Level 1 Beginning Stage - 0%</p> <p>90% of students have made progress toward English Proficiency as measured by the 2020-2021 ELPAC.</p>	<p>2020-21 ELPAC Scores: Level 4 Well Developed - 0% Level 3 Moderately Developed - 75% Level 2 Somewhat Developed - 25% Level 1 Beginning Stage - 0%</p> <p>Results of the 2021-22 ELPAC are still being calculated by the state testing system.</p>	<p>2021-22 ELPAC Scores: Level 4 Well Developed - 0% Level 3 Moderately Developed - 67% Level 2 Somewhat Developed - 33% Level 1 Beginning Stage - 0%</p> <p>Results of the 2022-23 ELPAC are still being calculated by the state testing system.</p>		95% of students made progress toward English Proficiency as measured by the ELPAC.

Metric	Baseline	Year 1 Outcome	Year 2 Outcome	Year 3 Outcome	Desired Outcome for 2023–24
5. Percentage of student population meeting or exceeding the standard on the California Science Test (CAST)	5. 35% of the fifth grade and 43% of the eighth grade student population met or exceeded the standard on the CAST for the 2018-2019 academic year. This was the first year for the online NGSS testing.	50% of the fifth grade and 53.84% of the eighth grade student population met or exceeded the standard on the CAST for the 2020-21 academic year.	40% of the fifth grade and 46.67% of the eighth grade student population met or exceeded the standard on the CAST for the 2021-22 academic year.		The percentage of the student population meeting or exceeding the standard on the CAST will increase by 10%.
6. College and Career Indicator	6. Gratton School District is a K-8 district.	Gratton School District is a K-8 district.	Gratton School District is a K-8 district.		High school metrics are not applicable.

Actions

Action #	Title	Description	Total Funds	Contributing
2.1	Student Data Analysis	Regularly scheduled collaborative department meetings will be held to review student data collected and identify and monitor students in need of academic, social emotional and/or behavioral intervention. Once students have been identified with a need, individual intervention plans will be developed utilizing the Response to Intervention (RTI) process.	\$7,500.00	Yes
2.2	Personnel - Resource Specialist	Maintain a Resource Specialist at three (3) days per week.	\$35,000.00	Yes
2.3	Personnel - Instructional Aide	Hire and retain instructional aide to assist in the delivery of RTI and special education intervention services for targeted students.	\$25,000.00	Yes

Action #	Title	Description	Total Funds	Contributing
2.4	Embedded ELD	ELD instruction and strategies will be embedded in the core curriculum.	\$6,500.00	Yes
2.5	Technology	Purchase updated technology devices for students in grades first through fifth grades and applicable staff.	\$40,000.00	No

Goal Analysis [2022-23]

An analysis of how this goal was carried out in the previous year.

A description of any substantive differences in planned actions and actual implementation of these actions.

No substantive differences in planned actions and actual implementation of these actions occurred in the 2022-23 school year.

An explanation of material differences between Budgeted Expenditures and Estimated Actual Expenditures and/or Planned Percentages of Improved Services and Estimated Actual Percentages of Improved Services.

Due to the availability of various other one-time funds and grants, many of the above goals and actions were accomplished through alternate funding sources. For Goal Two (2), that is inclusive of Action 2.3, 2.4, and 2.5. Action Item 2.2 was developed prior to contract negotiations, the increase in expenditures in comparison to planned expenses are a result of the salary increase approved by the board in fall of 2022.

An explanation of how effective the specific actions were in making progress toward the goal.

Through LEA Assessment and qualitative data, as well as data from state assessments, Input Groups identified success in student progress toward Goal 2. While we did see a decline in student mastery in the area of CAST, current scores are still above the baseline data established in 2018-19 and with a small population as Gratton, data inclusive of a small testing group can demonstrate more drastic swings.

A description of any changes made to the planned goal, metrics, desired outcomes, or actions for the coming year that resulted from reflections on prior practice.

Due to student needs, we are planning on a reduction of allocation for Action Item 2.2 as scheduling is currently being planned for three (3) days a week rather than three and a half (3.5). Now that the District has been able to establish a baseline for metric three (3) of the percent of English Learners reclassified, we have added a desired outcome for the 2023-24 school year.

A report of the Total Estimated Actual Expenditures for last year's actions may be found in the Annual Update Table. A report of the Estimated Actual Percentages of Improved Services for last year's actions may be found in the Contributing Actions Annual Update Table.

Goals and Actions

Goal

Goal #	Description
3	The district will establish a positive and supportive school climate that encourages student engagement, attendance and parent participation. To support this, the district will place a heightened focus on social emotional learning for students by building trusting relationships among school staff and students and implementing behavioral supports.

An explanation of why the LEA has developed this goal.

This goal was developed to address the need for social and emotional learning and supports for our students and to encourage student engagement, attendance and parent participation. This goal meets the state's

Priority 3 Parental Involvement
 Priority 5 Pupil Engagement
 Priority 6 School Climate

Measuring and Reporting Results

Metric	Baseline	Year 1 Outcome	Year 2 Outcome	Year 3 Outcome	Desired Outcome for 2023–24
1. Every other year completion of Parent Satisfaction Survey:	1a. baseline will be established in year 1	Return percentage rate of survey = 52%	As communicated in the Metric description, the Parent Satisfaction Survey is administered every other year, and will be administered again in 2024		Return percentage rate of survey = 55%
1a. Return percentage rate of survey	1b. baseline will be established in year 1	Average rating for district programs = 4.47			Average rating for district programs = 4.5
1b. Average rating for district programs	1c. baseline will be established in year 1	Average rating for classroom environment = 4.73			Average rating for classroom environment = 4.8
1c. Average rating for classroom environment					

Metric	Baseline	Year 1 Outcome	Year 2 Outcome	Year 3 Outcome	Desired Outcome for 2023–24
2. Utilize Powerschool and Class DOJO to keep parents informed about student progress and maintain open communication	2. 100% of teachers utilize Powerschool and Class DOJO	100% of teachers utilize Powerschool and Class DOJO	100% of teachers utilize Powerschool and Class DOJO		100% of teachers utilizing Powerschool and Class DOJO
3. Percentage of suspensions.	3. 0% suspensions for 2018-2019 school year.	0% suspensions for 2020-21 school year.	0% suspensions for 2021-22 school year.		0% suspension rate
4. Percentage of expulsions.	4. 0% expulsions for 2018-2019 school year.	0% expulsions for 2020-21 school year.	0% expulsions for 2021-22 school year.		0% expulsion rate
5. Percentage of junior high drop out rate.	5. 0% junior high drop out rate for 2018-2019 school year.	0% junior high drop out rate for 2020-21 school year.	0% junior high drop out rate for 2021-22 school year.		0% junior high drop out rate
6. Percentage of chronic absenteeism.	6. 0% chronic absenteeism rate for 2018-2019 school year.	0% chronic absenteeism rate for 2020-21 school year.	0% chronic absenteeism rate for Gratton Charter and 18.8% chronic absenteeism rate for Gratton Elementary for the 2021-22 school year.		0% chronic absenteeism rate
7. High School Graduation Rate & Drop-out Rate	7. High School metrics are not included.	High School metrics are not included.	High School metrics are not included.		High School metrics are not applicable.

Actions

Action #	Title	Description	Total Funds	Contributing
3.1	Professional Development	All Gratton teachers will receive training on Tier I Behavior Supports in alignment with Capturing Kids' Hearts training and implement the core components.	\$20,000.00	Yes
3.2	Behavior Support Services	The district will provide Mental Health Supports for its students.	\$21,500.00	Yes
3.3	Classroom Behavioral Supports	Classrooms will utilize a positive behavior support rewards system to mold desirable student behavior.	\$7,500.00	Yes
3.4	Student Information System (Powerschool) and Parent Communication (Class DOJO)	Teachers will utilize Powerschool and Class DOJO to keep parents informed about student progress and maintain open communication	\$4,500.00	Yes

Goal Analysis [2022-23]

An analysis of how this goal was carried out in the previous year.

A description of any substantive differences in planned actions and actual implementation of these actions.

No substantive differences in planned actions and actual implementation occurred in Goal 3.

An explanation of material differences between Budgeted Expenditures and Estimated Actual Expenditures and/or Planned Percentages of Improved Services and Estimated Actual Percentages of Improved Services.

Due to the availability of various other one-time funds and grants, many of the above goals and actions were accomplished through alternate funding sources.

An explanation of how effective the specific actions were in making progress toward the goal.

All goals were met with the exception of Chronic Absenteeism for Gratton Elementary students, indicating that the actions were mostly successful in making progress toward the Gratton 2021-24 LCAP Goal 3. Gratton Charter met the goal for 0% chronic absenteeism.

A description of any changes made to the planned goal, metrics, desired outcomes, or actions for the coming year that resulted from reflections on prior practice.

No changes to planned goal, metrics, desired outcomes, or actions are being implemented for the 2023-24 school year.

A report of the Total Estimated Actual Expenditures for last year's actions may be found in the Annual Update Table. A report of the Estimated Actual Percentages of Improved Services for last year's actions may be found in the Contributing Actions Annual Update Table.

Increased or Improved Services for Foster Youth, English Learners, and Low-Income Students [2023-24]

Projected LCFF Supplemental and/or Concentration Grants	Projected Additional LCFF Concentration Grant (15 percent)
\$58,075.00	

Required Percentage to Increase or Improve Services for the LCAP Year

Projected Percentage to Increase or Improve Services for the Coming School Year	LCFF Carryover — Percentage	LCFF Carryover — Dollar	Total Percentage to Increase or Improve Services for the Coming School Year
3.55%	1.54%	\$24,415.08	5.09%

The Budgeted Expenditures for Actions identified as Contributing may be found in the Contributing Actions Table.

Required Descriptions

For each action being provided to an entire school, or across the entire school district or county office of education (COE), an explanation of (1) how the needs of foster youth, English learners, and low-income students were considered first, and (2) how these actions are effective in meeting the goals for these students.

The needs of all students, including our English learners, students with disabilities, low-income student population and foster youth were considered first when developing all actions provided to students. The actions listed in our LCAP are effective at meeting the goals of increased achievement and attendance, parental involvement, positive and supportive school climate, as well as the overall social and emotional well-being of these student populations.

A description of how services for foster youth, English learners, and low-income students are being increased or improved by the percentage required.

GSD will increase and improve services for English learners and low-income students, in addition to our student population as a whole by implementing the following;

1. Collaborative department meetings wherein data is analyzed to determine student needs. Upon identification, individual student intervention plans will be developed through the Response to Intervention program model.
2. Maintain 3.0 days per week for a Resource Specialist.

3. Retain instructional aide to assist in the delivery of services for targeted students.
4. ELD instruction and strategies will be embedded in the core curriculum.
5. All Gratton staff will attend Capturing Kids' Hearts training and implement the core components.
6. The district will provide Mental Health Services for students
7. Classrooms will utilize a positive behavior support rewards system to mold desirable student behavior.
8. Teachers will utilize Powerschool and Class DOJO to keep parents informed about student progress and maintain open communication.

A description of the plan for how the additional concentration grant add-on funding identified above will be used to increase the number of staff providing direct services to students at schools that have a high concentration (above 55 percent) of foster youth, English learners, and low-income students, as applicable.

Staff-to-student ratios by type of school and concentration of unduplicated students	Schools with a student concentration of 55 percent or less	Schools with a student concentration of greater than 55 percent
Staff-to-student ratio of classified staff providing direct services to students	1:75	
Staff-to-student ratio of certificated staff providing direct services to students	1:16	

2023-24 Total Expenditures Table

Totals	LCFF Funds	Other State Funds	Local Funds	Federal Funds	Total Funds	Total Personnel	Total Non-personnel
Totals	\$162,407.00	\$46,500.00			\$208,907.00	\$85,500.00	\$123,407.00

Goal	Action #	Action Title	Student Group(s)	LCFF Funds	Other State Funds	Local Funds	Federal Funds	Total Funds
1	1.1	Facilities	All	\$30,907.00				\$30,907.00
1	1.2	Induction	All	\$0.00				\$0.00
1	1.3	Curriculum Supplementation	English Learners Foster Youth Low Income	\$10,500.00				\$10,500.00
2	2.1	Student Data Analysis	English Learners Foster Youth Low Income	\$7,500.00				\$7,500.00
2	2.2	Personnel - Resource Specialist	English Learners Foster Youth Low Income	\$35,000.00				\$35,000.00
2	2.3	Personnel - Instructional Aide	English Learners Foster Youth Low Income	\$25,000.00				\$25,000.00
2	2.4	Embedded ELD	English Learners		\$6,500.00			\$6,500.00
2	2.5	Technology	All		\$40,000.00			\$40,000.00
3	3.1	Professional Development	English Learners Foster Youth Low Income	\$20,000.00				\$20,000.00
3	3.2	Behavior Support Services	English Learners Foster Youth Low Income	\$21,500.00				\$21,500.00
3	3.3	Classroom Behavioral Supports	English Learners Foster Youth Low Income	\$7,500.00				\$7,500.00
3	3.4	Student Information System (Powerschool) and Parent	English Learners Foster Youth Low Income	\$4,500.00				\$4,500.00

Goal	Action #	Action Title	Student Group(s)	LCFF Funds	Other State Funds	Local Funds	Federal Funds	Total Funds
		Communication (Class DOJO)						

2023-24 Contributing Actions Table

1. Projected LCFF Base Grant	2. Projected LCFF Supplemental and/or Concentration Grants	3. Projected Percentage to Increase or Improve Services for the Coming School Year (2 divided by 1)	LCFF Carryover — Percentage (Percentage from Prior Year)	Total Percentage to Increase or Improve Services for the Coming School Year (3 + Carryover %)	4. Total Planned Contributing Expenditures (LCFF Funds)	5. Total Planned Percentage of Improved Services (%)	Planned Percentage to Increase or Improve Services for the Coming School Year (4 divided by 1, plus 5)	Totals by Type	Total LCFF Funds
\$1,634,361	\$58,075.00	3.55%	1.54%	5.09%	\$131,500.00	0.00%	8.05 %	Total:	\$131,500.00
								LEA-wide Total:	\$131,500.00
								Limited Total:	\$0.00
								Schoolwide Total:	\$0.00

Goal	Action #	Action Title	Contributing to Increased or Improved Services?	Scope	Unduplicated Student Group(s)	Location	Planned Expenditures for Contributing Actions (LCFF Funds)	Planned Percentage of Improved Services (%)
1	1.3	Curriculum Supplementation	Yes	LEA-wide	English Learners Foster Youth Low Income	All Schools	\$10,500.00	
2	2.1	Student Data Analysis	Yes	LEA-wide	English Learners Foster Youth Low Income	All Schools	\$7,500.00	
2	2.2	Personnel - Resource Specialist	Yes	LEA-wide	English Learners Foster Youth Low Income	All Schools	\$35,000.00	
2	2.3	Personnel - Instructional Aide	Yes	LEA-wide	English Learners Foster Youth Low Income	All Schools	\$25,000.00	
2	2.4	Embedded ELD	Yes	LEA-wide	English Learners	All Schools		
3	3.1	Professional Development	Yes	LEA-wide	English Learners Foster Youth Low Income	All Schools	\$20,000.00	

Goal	Action #	Action Title	Contributing to Increased or Improved Services?	Scope	Unduplicated Student Group(s)	Location	Planned Expenditures for Contributing Actions (LCFF Funds)	Planned Percentage of Improved Services (%)
3	3.2	Behavior Support Services	Yes	LEA-wide	English Learners Foster Youth Low Income	All Schools	\$21,500.00	
3	3.3	Classroom Behavioral Supports	Yes	LEA-wide	English Learners Foster Youth Low Income	All Schools	\$7,500.00	
3	3.4	Student Information System (Powerschool) and Parent Communication (Class DOJO)	Yes	LEA-wide	English Learners Foster Youth Low Income	All Schools	\$4,500.00	

2022-23 Annual Update Table

Totals	Last Year's Total Planned Expenditures (Total Funds)	Total Estimated Expenditures (Total Funds)
Totals	\$191,907.00	\$86,405.00

Last Year's Goal #	Last Year's Action #	Prior Action/Service Title	Contributed to Increased or Improved Services?	Last Year's Planned Expenditures (Total Funds)	Estimated Actual Expenditures (Input Total Funds)
1	1.1	Facilities	No	\$30,907.00	\$12,861.00
1	1.2	Induction	No	\$3,000.00	\$3,000.00
1	1.3	Curriculum Supplementation	Yes	\$7,500.00	\$0.00
2	2.1	Student Data Analysis	Yes	\$7,500.00	\$3,999.00
2	2.2	Personnel - Resource Specialist	Yes	\$21,500.00	\$38,168.00
2	2.3	Personnel - Instructional Aide	Yes	\$21,500.00	\$0.00
2	2.4	Embedded ELD	Yes	\$6,500.00	\$563.00
2	2.5	Technology	No	\$40,000.00	\$0.00
3	3.1	Professional Development	Yes	\$20,000.00	\$9,000.00
3	3.2	Behavior Support Services	Yes	\$21,500.00	\$18,814.00

Last Year's Goal #	Last Year's Action #	Prior Action/Service Title	Contributed to Increased or Improved Services?	Last Year's Planned Expenditures (Total Funds)	Estimated Actual Expenditures (Input Total Funds)
3	3.3	Classroom Behavioral Supports	Yes	\$7,500.00	\$0.00
3	3.4	Student Information System (Powerschool) and Parent Communication (Class DOJO)	Yes	\$4,500.00	\$0.00

2022-23 Contributing Actions Annual Update Table

6. Estimated LCFF Supplemental and/or Concentration Grants (Input Dollar Amount)	4. Total Planned Contributing Expenditures (LCFF Funds)	7. Total Estimated Expenditures for Contributing Actions (LCFF Funds)	Difference Between Planned and Estimated Expenditures for Contributing Actions (Subtract 7 from 4)	5. Total Planned Percentage of Improved Services (%)	8. Total Estimated Percentage of Improved Services (%)	Difference Between Planned and Estimated Percentage of Improved Services (Subtract 5 from 8)
\$59,618.00	\$85,500.00	\$69,981.00	\$15,519.00	0.00%	0.00%	0.00%

Last Year's Goal #	Last Year's Action #	Prior Action/Service Title	Contributing to Increased or Improved Services?	Last Year's Planned Expenditures for Contributing Actions (LCFF Funds)	Estimated Actual Expenditures for Contributing Actions (Input LCFF Funds)	Planned Percentage of Improved Services	Estimated Actual Percentage of Improved Services (Input Percentage)
1	1.3	Curriculum Supplementation	Yes	\$7,500.00	\$0.00		
2	2.1	Student Data Analysis	Yes	\$7,500.00	\$3,999.00		
2	2.2	Personnel - Resource Specialist	Yes	\$0.00	\$38,168.00		
2	2.3	Personnel - Instructional Aide	Yes	\$21,500.00	\$0.00		
2	2.4	Embedded ELD	Yes	\$0.00	\$0.00		
3	3.1	Professional Development	Yes	\$20,000.00	\$9,000.00		
3	3.2	Behavior Support Services	Yes	\$21,500.00	\$18,814.00		
3	3.3	Classroom Behavioral Supports	Yes	\$7,500.00	\$0.00		
3	3.4	Student Information System (Powerschool) and Parent Communication (Class DOJO)	Yes	\$0.00	\$0.00		

2022-23 LCFF Carryover Table

9. Estimated Actual LCFF Base Grant (Input Dollar Amount)	6. Estimated Actual LCFF Supplemental and/or Concentration Grants	LCFF Carryover — Percentage (Percentage from Prior Year)	10. Total Percentage to Increase or Improve Services for the Current School Year (6 divided by 9 + Carryover %)	7. Total Estimated Actual Expenditures for Contributing Actions (LCFF Funds)	8. Total Estimated Actual Percentage of Improved Services (%)	11. Estimated Actual Percentage of Increased or Improved Services (7 divided by 9, plus 8)	12. LCFF Carryover — Dollar Amount (Subtract 11 from 10 and multiply by 9)	13. LCFF Carryover — Percentage (12 divided by 9)
\$1,588,040	\$59,618.00	2.19%	5.94%	\$69,981.00	0.00%	4.41%	\$24,415.08	1.54%

Instructions

[Plan Summary](#)

[Engaging Educational Partners](#)

[Goals and Actions](#)

[Increased or Improved Services for Foster Youth, English Learners, and Low-Income Students](#)

For additional questions or technical assistance related to the completion of the Local Control and Accountability Plan (LCAP) template, please contact the local county office of education (COE), or the California Department of Education's (CDE's) Local Agency Systems Support Office, by phone at 916-319-0809 or by email at lcff@cde.ca.gov.

Introduction and Instructions

The Local Control Funding Formula (LCFF) requires local educational agencies (LEAs) to engage their local educational partners in an annual planning process to evaluate their progress within eight state priority areas encompassing all statutory metrics (COEs have 10 state priorities). LEAs document the results of this planning process in the LCAP using the template adopted by the State Board of Education.

The LCAP development process serves three distinct, but related functions:

- **Comprehensive Strategic Planning:** The process of developing and annually updating the LCAP supports comprehensive strategic planning (California *Education Code* [EC] Section 52064[e][1]). Strategic planning that is comprehensive connects budgetary decisions to teaching and learning performance data. LEAs should continually evaluate the hard choices they make about the use of limited resources to meet student and community needs to ensure opportunities and outcomes are improved for all students.
- **Meaningful Engagement of Educational Partners:** The LCAP development process should result in an LCAP that reflects decisions made through meaningful engagement (EC Section 52064[e][1]). Local educational partners possess valuable perspectives and insights about an LEA's programs and services. Effective strategic planning will incorporate these perspectives and insights in order to identify potential goals and actions to be included in the LCAP.
- **Accountability and Compliance:** The LCAP serves an important accountability function because aspects of the LCAP template require LEAs to show that they have complied with various requirements specified in the LCFF statutes and regulations, most notably:
 - Demonstrating that LEAs are increasing or improving services for foster youth, English learners, and low-income students in proportion to the amount of additional funding those students generate under LCFF (EC Section 52064[b][4-6]).
 - Establishing goals, supported by actions and related expenditures, that address the statutory priority areas and statutory metrics (EC sections 52064[b][1] and [2]).
 - Annually reviewing and updating the LCAP to reflect progress toward the goals (EC Section 52064[b][7]).

The LCAP template, like each LEA’s final adopted LCAP, is a document, not a process. LEAs must use the template to memorialize the outcome of their LCAP development process, which should: (a) reflect comprehensive strategic planning (b) through meaningful engagement with educational partners that (c) meets legal requirements, as reflected in the final adopted LCAP. The sections included within the LCAP template do not and cannot reflect the full development process, just as the LCAP template itself is not intended as a tool for engaging educational partners.

If a county superintendent of schools has jurisdiction over a single school district, the county board of education and the governing board of the school district may adopt and file for review and approval a single LCAP consistent with the requirements in *EC* sections 52060, 52062, 52066, 52068, and 52070. The LCAP must clearly articulate to which entity’s budget (school district or county superintendent of schools) all budgeted and actual expenditures are aligned.

The revised LCAP template for the 2021–22, 2022–23, and 2023–24 school years reflects statutory changes made through Assembly Bill 1840 (Committee on Budget), Chapter 243, Statutes of 2018. These statutory changes enhance transparency regarding expenditures on actions included in the LCAP, including actions that contribute to meeting the requirement to increase or improve services for foster youth, English learners, and low-income students, and to streamline the information presented within the LCAP to make adopted LCAPs more accessible for educational partners and the public.

At its most basic, the adopted LCAP should attempt to distill not just what the LEA is doing for students in transitional kindergarten through grade twelve (TK–12), but also allow educational partners to understand why, and whether those strategies are leading to improved opportunities and outcomes for students. LEAs are strongly encouraged to use language and a level of detail in their adopted LCAPs intended to be meaningful and accessible for the LEA’s diverse educational partners and the broader public.

In developing and finalizing the LCAP for adoption, LEAs are encouraged to keep the following overarching frame at the forefront of the strategic planning and educational partner engagement functions:

Given present performance across the state priorities and on indicators in the California School Dashboard (Dashboard), how is the LEA using its budgetary resources to respond to TK–12 student and community needs, and address any performance gaps, including by meeting its obligation to increase or improve services for foster youth, English learners, and low-income students?

LEAs are encouraged to focus on a set of metrics and actions that the LEA believes, based on input gathered from educational partners, research, and experience, will have the biggest impact on behalf of its TK–12 students.

These instructions address the requirements for each section of the LCAP, but may include information about effective practices when developing the LCAP and completing the LCAP itself. Additionally, information is included at the beginning of each section emphasizing the purpose that each section serves.

Plan Summary

Purpose

A well-developed Plan Summary section provides a meaningful context for the LCAP. This section provides information about an LEA's community as well as relevant information about student needs and performance. In order to provide a meaningful context for the rest of the LCAP, the content of this section should be clearly and meaningfully related to the content included in the subsequent sections of the LCAP.

Requirements and Instructions

General Information – Briefly describe the LEA, its schools, and its students in grades TK–12, as applicable to the LEA. For example, information about an LEA in terms of geography, enrollment, or employment, the number and size of specific schools, recent community challenges, and other such information as an LEA wishes to include can enable a reader to more fully understand an LEA's LCAP.

Reflections: Successes – Based on a review of performance on the state indicators and local performance indicators included in the Dashboard, progress toward LCAP goals, local self-assessment tools, input from educational partners, and any other information, what progress is the LEA most proud of and how does the LEA plan to maintain or build upon that success? This may include identifying specific examples of how past increases or improvements in services for foster youth, English learners, and low-income students have led to improved performance for these students.

Reflections: Identified Need – Referring to the Dashboard, identify: (a) any state indicator for which overall performance was in the “Red” or “Orange” performance category or any local indicator where the LEA received a “Not Met” or “Not Met for Two or More Years” rating AND (b) any state indicator for which performance for any student group was two or more performance levels below the “all student” performance. What steps is the LEA planning to take to address these areas of low performance and performance gaps? An LEA that is required to include a goal to address one or more consistently low-performing student groups or low-performing schools must identify that it is required to include this goal and must also identify the applicable student group(s) and/or school(s). Other needs may be identified using locally collected data including data collected to inform the self-reflection tools and reporting local indicators on the Dashboard.

LCAP Highlights – Identify and briefly summarize the key features of this year's LCAP.

Comprehensive Support and Improvement – An LEA with a school or schools identified for comprehensive support and improvement (CSI) under the Every Student Succeeds Act must respond to the following prompts:

- **Schools Identified:** Identify the schools within the LEA that have been identified for CSI.
- **Support for Identified Schools:** Describe how the LEA has or will support the identified schools in developing CSI plans that included a school-level needs assessment, evidence-based interventions, and the identification of any resource inequities to be addressed through the implementation of the CSI plan.
- **Monitoring and Evaluating Effectiveness:** Describe how the LEA will monitor and evaluate the implementation and effectiveness of the CSI plan to support student and school improvement.

Engaging Educational Partners

Purpose

Significant and purposeful engagement of parents, students, educators, and other educational partners, including those representing the student groups identified by LCFF, is critical to the development of the LCAP and the budget process. Consistent with statute, such engagement should support comprehensive strategic planning, accountability, and improvement across the state priorities and locally identified priorities (*EC* Section 52064[e][1]). Engagement of educational partners is an ongoing, annual process.

This section is designed to reflect how the engagement of educational partners influenced the decisions reflected in the adopted LCAP. The goal is to allow educational partners that participated in the LCAP development process and the broader public understand how the LEA engaged educational partners and the impact of that engagement. LEAs are encouraged to keep this goal in the forefront when completing this section.

Statute and regulations specify the educational partners that school districts and COEs must consult when developing the LCAP: teachers, principals, administrators, other school personnel, local bargaining units of the LEA, parents, and students. Before adopting the LCAP, school districts and COEs must share it with the Parent Advisory Committee and, if applicable, to its English Learner Parent Advisory Committee. The superintendent is required by statute to respond in writing to the comments received from these committees. School districts and COEs must also consult with the special education local plan area administrator(s) when developing the LCAP.

Statute requires charter schools to consult with teachers, principals, administrators, other school personnel, parents, and students in developing the LCAP. The LCAP should also be shared with, and LEAs should request input from, schoolsite-level advisory groups, as applicable (e.g., schoolsite councils, English Learner Advisory Councils, student advisory groups, etc.), to facilitate alignment between schoolsite and district-level goals and actions.

Information and resources that support effective engagement, define student consultation, and provide the requirements for advisory group composition, can be found under Resources on the following web page of the CDE's website: <https://www.cde.ca.gov/re/lc/>.

Requirements and Instructions

Below is an excerpt from the 2018–19 *Guide for Annual Audits of K–12 Local Education Agencies and State Compliance Reporting*, which is provided to highlight the legal requirements for engagement of educational partners in the LCAP development process:

Local Control and Accountability Plan:

For county offices of education and school districts only, verify the LEA:

- a) Presented the local control and accountability plan to the parent advisory committee in accordance with Education Code section 52062(a)(1) or 52068(a)(1), as appropriate.
- b) If applicable, presented the local control and accountability plan to the English learner parent advisory committee, in accordance with Education Code section 52062(a)(2) or 52068(a)(2), as appropriate.

- c) Notified members of the public of the opportunity to submit comments regarding specific actions and expenditures proposed to be included in the local control and accountability plan in accordance with Education Code section 52062(a)(3) or 52068(a)(3), as appropriate.
- d) Held at least one public hearing in accordance with Education Code section 52062(b)(1) or 52068(b)(1), as appropriate.
- e) Adopted the local control and accountability plan in a public meeting in accordance with Education Code section 52062(b)(2) or 52068(b)(2), as appropriate.

Prompt 1: “A summary of the process used to engage educational partners and how this engagement was considered before finalizing the LCAP.”

Describe the engagement process used by the LEA to involve educational partners in the development of the LCAP, including, at a minimum, describing how the LEA met its obligation to consult with all statutorily required educational partners as applicable to the type of LEA. A sufficient response to this prompt must include general information about the timeline of the process and meetings or other engagement strategies with educational partners. A response may also include information about an LEA’s philosophical approach to engaging its educational partners.

Prompt 2: “A summary of the feedback provided by specific educational partners.”

Describe and summarize the feedback provided by specific educational partners. A sufficient response to this prompt will indicate ideas, trends, or inputs that emerged from an analysis of the feedback received from educational partners.

Prompt 3: “A description of the aspects of the LCAP that were influenced by specific input from educational partners.”

A sufficient response to this prompt will provide educational partners and the public with clear, specific information about how the engagement process influenced the development of the LCAP. The response must describe aspects of the LCAP that were influenced by or developed in response to the educational partner feedback described in response to Prompt 2. This may include a description of how the LEA prioritized requests of educational partners within the context of the budgetary resources available or otherwise prioritized areas of focus within the LCAP. For the purposes of this prompt, “aspects” of an LCAP that may have been influenced by educational partner input can include, but are not necessarily limited to:

- Inclusion of a goal or decision to pursue a Focus Goal (as described below)
- Inclusion of metrics other than the statutorily required metrics
- Determination of the desired outcome on one or more metrics
- Inclusion of performance by one or more student groups in the Measuring and Reporting Results subsection
- Inclusion of action(s) or a group of actions
- Elimination of action(s) or group of actions
- Changes to the level of proposed expenditures for one or more actions

- Inclusion of action(s) as contributing to increased or improved services for unduplicated services
- Determination of effectiveness of the specific actions to achieve the goal
- Determination of material differences in expenditures
- Determination of changes made to a goal for the ensuing LCAP year based on the annual update process
- Determination of challenges or successes in the implementation of actions

Goals and Actions

Purpose

Well-developed goals will clearly communicate to educational partners what the LEA plans to accomplish, what the LEA plans to do in order to accomplish the goal, and how the LEA will know when it has accomplished the goal. A goal statement, associated metrics and expected outcomes, and the actions included in the goal should be in alignment. The explanation for why the LEA included a goal is an opportunity for LEAs to clearly communicate to educational partners and the public why, among the various strengths and areas for improvement highlighted by performance data and strategies and actions that could be pursued, the LEA decided to pursue this goal, and the related metrics, expected outcomes, actions, and expenditures.

A well-developed goal can be focused on the performance relative to a metric or metrics for all students, a specific student group(s), narrowing performance gaps, or implementing programs or strategies expected to impact outcomes. LEAs should assess the performance of their student groups when developing goals and the related actions to achieve such goals.

Requirements and Instructions

LEAs should prioritize the goals, specific actions, and related expenditures included within the LCAP within one or more state priorities. LEAs should consider performance on the state and local indicators, including their locally collected and reported data for the local indicators that are included in the Dashboard in determining whether and how to prioritize its goals within the LCAP.

In order to support prioritization of goals, the LCAP template provides LEAs with the option of developing three different kinds of goals:

- **Focus Goal:** A Focus Goal is relatively more concentrated in scope and may focus on a fewer number of metrics to measure improvement. A Focus Goal statement will be time bound and make clear how the goal is to be measured.
- **Broad Goal:** A Broad Goal is relatively less concentrated in its scope and may focus on improving performance across a wide range of metrics.
- **Maintenance of Progress Goal:** A Maintenance of Progress Goal includes actions that may be ongoing without significant changes and allows an LEA to track performance on any metrics not addressed in the other goals of the LCAP.

At a minimum, the LCAP must address all LCFF priorities and associated metrics.

Focus Goal(s)

Goal Description: The description provided for a Focus Goal must be specific, measurable, and time bound. An LEA develops a Focus Goal to address areas of need that may require or benefit from a more specific and data intensive approach. The Focus Goal can explicitly reference the metric(s) by which achievement of the goal will be measured and the time frame according to which the LEA expects to achieve the goal.

Explanation of why the LEA has developed this goal: Explain why the LEA has chosen to prioritize this goal. An explanation must be based on Dashboard data or other locally collected data. LEAs must describe how the LEA identified this goal for focused attention, including relevant consultation with educational partners. LEAs are encouraged to promote transparency and understanding around the decision to pursue a focus goal.

Broad Goal

Goal Description: Describe what the LEA plans to achieve through the actions included in the goal. The description of a broad goal will be clearly aligned with the expected measurable outcomes included for the goal. The goal description organizes the actions and expected outcomes in a cohesive and consistent manner. A goal description is specific enough to be measurable in either quantitative or qualitative terms. A broad goal is not as specific as a focus goal. While it is specific enough to be measurable, there are many different metrics for measuring progress toward the goal.

Explanation of why the LEA has developed this goal: Explain why the LEA developed this goal and how the actions and metrics grouped together will help achieve the goal.

Maintenance of Progress Goal

Goal Description: Describe how the LEA intends to maintain the progress made in the LCFF State Priorities not addressed by the other goals in the LCAP. Use this type of goal to address the state priorities and applicable metrics not addressed within the other goals in the LCAP. The state priorities and metrics to be addressed in this section are those for which the LEA, in consultation with educational partners, has determined to maintain actions and monitor progress while focusing implementation efforts on the actions covered by other goals in the LCAP.

Explanation of why the LEA has developed this goal: Explain how the actions will sustain the progress exemplified by the related metrics.

Required Goals

In general, LEAs have flexibility in determining what goals to include in the LCAP and what those goals will address; however, beginning with the development of the 2022–23 LCAP, LEAs that meet certain criteria are required to include a specific goal in their LCAP.

Consistently low-performing student group(s) criteria: An LEA is eligible for Differentiated Assistance for three or more consecutive years based on the performance of the same student group or groups in the Dashboard. A list of the LEAs required to include a goal in the LCAP based on student group performance, and the student group(s) that lead to identification, may be found on the CDE’s Local Control Funding Formula web page at <https://www.cde.ca.gov/fg/aa/lc/>.

- **Consistently low-performing student group(s) goal requirement:** An LEA meeting the consistently low-performing student group(s) criteria must include a goal in its LCAP focused on improving the performance of the student group or groups that led to the LEA’s eligibility for Differentiated

Assistance. This goal must include metrics, outcomes, actions, and expenditures specific to addressing the needs of, and improving outcomes for, this student group or groups. An LEA required to address multiple student groups is not required to have a goal to address each student group; however, each student group must be specifically addressed in the goal. This requirement may not be met by combining this required goal with another goal.

- **Goal Description:** Describe the outcomes the LEA plans to achieve to address the needs of, and improve outcomes for, the student group or groups that led to the LEA's eligibility for Differentiated Assistance.
- **Explanation of why the LEA has developed this goal:** Explain why the LEA is required to develop this goal, including identifying the student group(s) that lead to the LEA being required to develop this goal, how the actions and associated metrics included in this goal differ from previous efforts to improve outcomes for the student group(s), and why the LEA believes the actions, metrics, and expenditures included in this goal will help achieve the outcomes identified in the goal description.

Low-performing school(s) criteria: The following criteria only applies to a school district or COE with two or more schools; it does not apply to a single-school district. A school district or COE has one or more schools that, for two consecutive years, received the two lowest performance levels on all but one of the state indicators for which the school(s) receive performance levels in the Dashboard and the performance of the "All Students" student group for the LEA is at least one performance level higher in all of those indicators. A list of the LEAs required to include a goal in the LCAP based on school performance, and the school(s) that lead to identification, may be found on the CDE's Local Control Funding Formula web page at <https://www.cde.ca.gov/fg/aa/lc/>.

- **Low-performing school(s) goal requirement:** A school district or COE meeting the low-performing school(s) criteria must include a goal in its LCAP focusing on addressing the disparities in performance between the school(s) and the LEA as a whole. This goal must include metrics, outcomes, actions, and expenditures specific to addressing the needs of, and improving outcomes for, the students enrolled at the low-performing school or schools. An LEA required to address multiple schools is not required to have a goal to address each school; however, each school must be specifically addressed in the goal. This requirement may not be met by combining this goal with another goal.
- **Goal Description:** Describe what outcomes the LEA plans to achieve to address the disparities in performance between the students enrolled at the low-performing school(s) and the students enrolled at the LEA as a whole.
- **Explanation of why the LEA has developed this goal:** Explain why the LEA is required to develop this goal, including identifying the schools(s) that lead to the LEA being required to develop this goal; how the actions and associated metrics included in this goal differ from previous efforts to improve outcomes for the school(s); and why the LEA believes the actions, metrics, and expenditures included in this goal will help achieve the outcomes for students enrolled at the low-performing school or schools identified in the goal description.

Measuring and Reporting Results:

For each LCAP year, identify the metric(s) that the LEA will use to track progress toward the expected outcomes. LEAs are encouraged to identify metrics for specific student groups, as appropriate, including expected outcomes that would reflect narrowing of any existing performance gaps.

Include in the baseline column the most recent data associated with this metric available at the time of adoption of the LCAP for the first year of the three-year plan. LEAs may use data as reported on the 2019 Dashboard for the baseline of a metric only if that data represents the most recent available (e.g., high school graduation rate).

Using the most recent data available may involve reviewing data the LEA is preparing for submission to the California Longitudinal Pupil Achievement Data System (CALPADS) or data that the LEA has recently submitted to CALPADS. Because final 2020–21 outcomes on some metrics may not be computable at the time the 2021–24 LCAP is adopted (e.g., graduation rate, suspension rate), the most recent data available may include a point in time calculation taken each year on the same date for comparability purposes.

The baseline data shall remain unchanged throughout the three-year LCAP.

Complete the table as follows:

- **Metric:** Indicate how progress is being measured using a metric.
- **Baseline:** Enter the baseline when completing the LCAP for 2021–22. As described above, the baseline is the most recent data associated with a metric. Indicate the school year to which the data applies, consistent with the instructions above.
- **Year 1 Outcome:** When completing the LCAP for 2022–23, enter the most recent data available. Indicate the school year to which the data applies, consistent with the instructions above.
- **Year 2 Outcome:** When completing the LCAP for 2023–24, enter the most recent data available. Indicate the school year to which the data applies, consistent with the instructions above.
- **Year 3 Outcome:** When completing the LCAP for 2024–25, enter the most recent data available. Indicate the school year to which the data applies, consistent with the instructions above. The 2024–25 LCAP will be the first year in the next three-year cycle. Completing this column will be part of the Annual Update for that year.
- **Desired Outcome for 2023–24:** When completing the first year of the LCAP, enter the desired outcome for the relevant metric the LEA expects to achieve by the end of the 2023–24 LCAP year.

Timeline for completing the “**Measuring and Reporting Results**” part of the Goal.

Metric	Baseline	Year 1 Outcome	Year 2 Outcome	Year 3 Outcome	Desired Outcome for Year 3 (2023–24)
Enter information in this box when completing the LCAP for 2021–22 .	Enter information in this box when completing the LCAP for 2021–22 .	Enter information in this box when completing the LCAP for 2022–23 . Leave blank until then.	Enter information in this box when completing the LCAP for 2023–24 . Leave blank until then.	Enter information in this box when completing the LCAP for 2024–25 . Leave blank until then.	Enter information in this box when completing the LCAP for 2021–22 or when adding a new metric.

The metrics may be quantitative or qualitative; but at minimum, an LEA’s LCAP must include goals that are measured using all of the applicable metrics for the related state priorities, in each LCAP year as applicable to the type of LEA. To the extent a state priority does not specify one or more metrics (e.g., implementation of state academic content and performance standards), the LEA must identify a metric to use within the LCAP. For these state priorities, LEAs are encouraged to use metrics based on or reported through the relevant self-reflection tool for local indicators within the Dashboard.

Actions: Enter the action number. Provide a short title for the action. This title will also appear in the action tables. Provide a description of the action. Enter the total amount of expenditures associated with this action. Budgeted expenditures from specific fund sources will be provided in the summary tables. Indicate whether the action contributes to meeting the increase or improved services requirement as described in the Increased or Improved Services section using a “Y” for Yes or an “N” for No. (**Note:** for each such action offered on an LEA-wide or schoolwide basis, the LEA will need to provide additional information in the Increased or Improved Summary Section to address the requirements in *California Code of Regulations*, Title 5 [5 CCR] Section 15496(b) in the Increased or Improved Services Section of the LCAP).

Actions for English Learners: School districts, COEs, and charter schools that have a numerically significant English learner student subgroup must include specific actions in the LCAP related to, at a minimum, the language acquisition programs, as defined in *EC* Section 306, provided to students and professional development activities specific to English learners.

Actions for Foster Youth: School districts, COEs, and charter schools that have a numerically significant Foster Youth student subgroup are encouraged to include specific actions in the LCAP designed to meet needs specific to Foster Youth students.

Goal Analysis:

Enter the LCAP Year.

Using actual annual measurable outcome data, including data from the Dashboard, analyze whether the planned actions were effective in achieving the goal. Respond to the prompts as instructed.

- Describe the overall implementation of the actions to achieve the articulated goal. Include a discussion of relevant challenges and successes experienced with the implementation process. This must include any instance where the LEA did not implement a planned action or implemented a planned action in a manner that differs substantively from how it was described in the adopted LCAP.
- Explain material differences between Budgeted Expenditures and Estimated Actual Expenditures and between the Planned Percentages of Improved Services and Estimated Actual Percentages of Improved Services, as applicable. Minor variances in expenditures or percentages do not need to be addressed, and a dollar-for-dollar accounting is not required.
- Describe the effectiveness of the specific actions to achieve the articulated goal as measured by the LEA. In some cases, not all actions in a goal will be intended to improve performance on all of the metrics associated with the goal. When responding to this prompt, LEAs may assess the effectiveness of a single action or group of actions within the goal in the context of performance on a single metric or group of specific metrics within the goal that are applicable to the action(s). Grouping actions with metrics will allow for more robust analysis of whether the strategy the LEA is using to impact a specified set of metrics is working and increase transparency for educational partners. LEAs are encouraged to use such an approach when goals include multiple actions and metrics that are not closely associated.
- Describe any changes made to this goal, expected outcomes, metrics, or actions to achieve this goal as a result of this analysis and analysis of the data provided in the Dashboard or other local data, as applicable.

Increased or Improved Services for Foster Youth, English Learners, and Low-Income Students

Purpose

A well-written Increased or Improved Services section provides educational partners with a comprehensive description, within a single dedicated section, of how an LEA plans to increase or improve services for its unduplicated students in grades TK–12 as compared to all students in grades TK–12, as applicable, and how LEA-wide or schoolwide actions identified for this purpose meet regulatory requirements. Descriptions provided should include sufficient detail yet be sufficiently succinct to promote a broader understanding of educational partners to facilitate their ability to provide input. An LEA’s description in this section must align with the actions included in the Goals and Actions section as contributing.

Requirements and Instructions

Projected LCFF Supplemental and/or Concentration Grants: Specify the amount of LCFF supplemental and concentration grant funds the LEA estimates it will receive in the coming year based on the number and concentration of low income, foster youth, and English learner students.

Projected Additional LCFF Concentration Grant (15 percent): Specify the amount of additional LCFF concentration grant add-on funding, as described in EC Section 42238.02, that the LEA estimates it will receive in the coming year.

Projected Percentage to Increase or Improve Services for the Coming School Year: Specify the estimated percentage by which services for unduplicated pupils must be increased or improved as compared to the services provided to all students in the LCAP year as calculated pursuant to 5 CCR Section 15496(a)(7).

LCFF Carryover — Percentage: Specify the LCFF Carryover — Percentage identified in the LCFF Carryover Table. If a carryover percentage is not identified in the LCFF Carryover Table, specify a percentage of zero (0.00%).

LCFF Carryover — Dollar: Specify the LCFF Carryover — Dollar amount identified in the LCFF Carryover Table. If a carryover amount is not identified in the LCFF Carryover Table, specify an amount of zero (\$0).

Total Percentage to Increase or Improve Services for the Coming School Year: Add the Projected Percentage to Increase or Improve Services for the Coming School Year and the Proportional LCFF Required Carryover Percentage and specify the percentage. This is the LEAs percentage by which services for unduplicated pupils must be increased or improved as compared to the services provided to all students in the LCAP year, as calculated pursuant to 5 CCR Section 15496(a)(7).

Required Descriptions:

For each action being provided to an entire school, or across the entire school district or COE, an explanation of (1) how the needs of foster youth, English learners, and low-income students were considered first, and (2) how these actions are effective in meeting the goals for these students.

For each action included in the Goals and Actions section as contributing to the increased or improved services requirement for unduplicated pupils and provided on an LEA-wide or schoolwide basis, the LEA must include an explanation consistent with 5 CCR Section 15496(b). For any such actions continued into the 2021–24 LCAP from the 2017–2020 LCAP, the LEA must determine whether or not the action was effective as expected, and this determination must reflect evidence of outcome data or actual implementation to date.

Principally Directed and Effective: An LEA demonstrates how an action is principally directed towards and effective in meeting the LEA’s goals for unduplicated students when the LEA explains how:

- It considers the needs, conditions, or circumstances of its unduplicated pupils;
- The action, or aspect(s) of the action (including, for example, its design, content, methods, or location), is based on these considerations; and
- The action is intended to help achieve an expected measurable outcome of the associated goal.

As such, the response provided in this section may rely on a needs assessment of unduplicated students.

Conclusory statements that a service will help achieve an expected outcome for the goal, without an explicit connection or further explanation as to how, are not sufficient. Further, simply stating that an LEA has a high enrollment percentage of a specific student group or groups does not meet the increase or improve services standard because enrolling students is not the same as serving students.

For example, if an LEA determines that low-income students have a significantly lower attendance rate than the attendance rate for all students, it might justify LEA-wide or schoolwide actions to address this area of need in the following way:

After assessing the needs, conditions, and circumstances of our low-income students, we learned that the attendance rate of our low-income students is 7 percent lower than the attendance rate for all students. (Needs, Conditions, Circumstances [Principally Directed])

In order to address this condition of our low-income students, we will develop and implement a new attendance program that is designed to address some of the major causes of absenteeism, including lack of reliable transportation and food, as well as a school climate that does not emphasize the importance of attendance. Goal N, Actions X, Y, and Z provide additional transportation and nutritional resources as well as a districtwide educational campaign on the benefits of high attendance rates. (Contributing Action[s])

These actions are being provided on an LEA-wide basis and we expect/hope that all students with less than a 100 percent attendance rate will benefit. However, because of the significantly lower attendance rate of low-income students, and because the actions meet needs most associated with the chronic stresses and experiences of a socio-economically disadvantaged status, we expect that the attendance rate for our low-income students will increase significantly more than the average attendance rate of all other students. (Measurable Outcomes [Effective In])

COEs and Charter Schools: Describe how actions included as contributing to meeting the increased or improved services requirement on an LEA-wide basis are principally directed to and effective in meeting its goals for unduplicated pupils in the state and any local priorities as described above. In the case of COEs and charter schools, schoolwide and LEA-wide are considered to be synonymous.

For School Districts Only:

Actions Provided on an LEA-Wide Basis:

Unduplicated Percentage > 55 percent: For school districts with an unduplicated pupil percentage of 55 percent or more, describe how these actions are principally directed to and effective in meeting its goals for unduplicated pupils in the state and any local priorities as described above.

Unduplicated Percentage < 55 percent: For school districts with an unduplicated pupil percentage of less than 55 percent, describe how these actions are principally directed to and effective in meeting its goals for unduplicated pupils in the state and any local priorities. Also describe how the actions **are the most effective use of the funds** to meet these goals for its unduplicated pupils. Provide the basis for this determination, including any alternatives considered, supporting research, experience, or educational theory.

Actions Provided on a Schoolwide Basis:

School Districts must identify in the description those actions being funded and provided on a schoolwide basis, and include the required description supporting the use of the funds on a schoolwide basis.

For schools with 40 percent or more enrollment of unduplicated pupils: Describe how these actions are principally directed to and effective in meeting its goals for its unduplicated pupils in the state and any local priorities.

For school districts expending funds on a schoolwide basis at a school with less than 40 percent enrollment of unduplicated pupils: Describe how these actions are principally directed to and how the actions are the most effective use of the funds to meet its goals for foster youth, English learners, and low-income students in the state and any local priorities.

A description of how services for foster youth, English learners, and low-income students are being increased or improved by the percentage required.

Consistent with the requirements of 5 CCR Section 15496, describe how services provided for unduplicated pupils are increased or improved by at least the percentage calculated as compared to the services provided for all students in the LCAP year. To improve services means to grow services in quality and to increase services means to grow services in quantity. Services are increased or improved by those actions in the LCAP that are included in the Goals and Actions section as contributing to the increased or improved services requirement, whether they are provided on an LEA-wide or schoolwide basis or provided on a limited basis to unduplicated students. A limited action is an action that only serves foster youth, English learners, and/or low-income students. This description must address how these action(s) are expected to result in the required proportional increase or improvement in services for unduplicated pupils as compared to the services the LEA provides to all students for the relevant LCAP year.

For any action contributing to meeting the increased or improved services requirement that is associated with a Planned Percentage of Improved Services in the Contributing Summary Table rather than an expenditure of LCFF funds, describe the methodology that was used to determine the contribution of the action towards the proportional percentage. See the instructions for determining the Planned Percentage of Improved Services for information on calculating the Percentage of Improved Services.

A description of the plan for how the additional concentration grant add-on funding identified above will be used to increase the number of staff providing direct services to students at schools that have a high concentration (above 55 percent) of foster youth, English learners, and low-income students, as applicable.

An LEA that receives the additional concentration grant add-on described in EC Section 42238.02 is required to demonstrate how it is using these funds to increase the number of staff who provide direct services to students at schools with an enrollment of unduplicated students that is greater than 55 percent as compared to the number of staff who provide direct services to students at schools with an enrollment of unduplicated students that is equal to or less than 55 percent. The staff who provide direct services to students must be certificated staff and/or classified staff employed by the LEA; classified staff includes custodial staff.

Provide the following descriptions, as applicable to the LEA:

An LEA that does not receive a concentration grant or the concentration grant add-on must indicate that a response to this prompt is not applicable.

Identify the goal and action numbers of the actions in the LCAP that the LEA is implementing to meet the requirement to increase the number of staff who provide direct services to students at schools with an enrollment of unduplicated students that is greater than 55 percent.

An LEA that does not have comparison schools from which to describe how it is using the concentration grant add-on funds, such as an LEA that only has schools with an enrollment of unduplicated students that is greater than 55 percent, must describe how it is using the funds to increase the number of credentialed staff, classified staff, or both, including custodial staff, who provide direct services to students at selected schools and the criteria used to determine which schools require additional staffing support.

In the event that an additional concentration grant add-on is not sufficient to increase staff providing direct services to students at a school with an enrollment of unduplicated students that is greater than 55 percent, the LEA must describe how it is using the funds to retain staff providing direct services to students at a school with an enrollment of unduplicated students that is greater than 55 percent.

Complete the table as follows:

- Provide the staff-to-student ratio of classified staff providing direct services to students with a concentration of unduplicated students that is 55 percent or less and the staff-to-student ratio of classified staff providing direct services to students at schools with a concentration of unduplicated students that is greater than 55 percent, as applicable to the LEA. The LEA may group its schools by grade span (Elementary, Middle/Junior High, and High Schools), as applicable to the LEA. The staff-to-student ratio must be based on the number of full time equivalent (FTE) staff and the number of enrolled students as counted on the first Wednesday in October of each year.
- Provide the staff-to-student ratio of certificated staff providing direct services to students at schools with a concentration of unduplicated students that is 55 percent or less and the staff-to-student ratio of certificated staff providing direct services to students at schools with a concentration of unduplicated students that is greater than 55 percent, as applicable to the LEA. The LEA may group its schools by grade span (Elementary, Middle/Junior High, and High Schools), as applicable to the LEA. The staff-to-student ratio must be based on the number of FTE staff and the number of enrolled students as counted on the first Wednesday in October of each year.

Action Tables

Complete the Data Entry Table for each action in the LCAP. The information entered into this table will automatically populate the other Action Tables. Information is only entered into the Data Entry Table, the Annual Update Table, the Contributing Actions Annual Update Table, and the LCFF Carryover Table. With the exception of the Data Entry Table, the word “input” has been added to column headers to aid in identifying the column(s) where information will be entered. Information is not entered on the remaining Action tables.

The following tables are required to be included as part of the LCAP adopted by the local governing board or governing body:

- Table 1: Total Planned Expenditures Table (for the coming LCAP Year)

- Table 2: Contributing Actions Table (for the coming LCAP Year)
- Table 3: Annual Update Table (for the current LCAP Year)
- Table 4: Contributing Actions Annual Update Table (for the current LCAP Year)
- Table 5: LCFF Carryover Table (for the current LCAP Year)

Note: The coming LCAP Year is the year that is being planned for, while the current LCAP year is the current year of implementation. For example, when developing the 2022–23 LCAP, 2022–23 will be the coming LCAP Year and 2021–22 will be the current LCAP Year.

Data Entry Table

The Data Entry Table may be included in the LCAP as adopted by the local governing board or governing body, but is not required to be included. In the Data Entry Table, input the following information for each action in the LCAP for that applicable LCAP year:

- **LCAP Year:** Identify the applicable LCAP Year.
- **1. Projected LCFF Base Grant:** Provide the total amount of LCFF funding the LEA estimates it will receive for the coming school year, excluding the supplemental and concentration grants and the add-ons for the Targeted Instructional Improvement Grant Program and the Home to School Transportation Program, pursuant to 5 CCR Section 15496(a)(8).

See *EC* sections 2574 (for COEs) and 42238.02 (for school districts and charter schools), as applicable, for LCFF apportionment calculations.

- **2. Projected LCFF Supplemental and/or Concentration Grants:** Provide the total amount of LCFF supplemental and concentration grants the LEA estimates it will receive on the basis of the number and concentration of unduplicated students for the coming school year.
- **3. Projected Percentage to Increase or Improve Services for the Coming School Year:** This percentage will not be entered; it is calculated based on the Projected LCFF Base Grant and the Projected LCFF Supplemental and/or Concentration Grants, pursuant to 5 CCR Section 15496(a)(8). This is the percentage by which services for unduplicated pupils must be increased or improved as compared to the services provided to all students in the coming LCAP year.
- **LCFF Carryover — Percentage:** Specify the LCFF Carryover — Percentage identified in the LCFF Carryover Table from the prior LCAP year. If a carryover percentage is not identified in the LCFF Carryover Table, specify a percentage of zero (0.00%).
- **Total Percentage to Increase or Improve Services for the Coming School Year:** This percentage will not be entered; it is calculated based on the Projected Percentage to Increase or Improve Services for the Coming School Year and the LCFF Carryover —

Percentage. This is the percentage by which the LEA must increase or improve services for unduplicated pupils as compared to the services provided to all students in the coming LCAP year.

- **Goal #:** Enter the LCAP Goal number for the action.
- **Action #:** Enter the action's number as indicated in the LCAP Goal.
- **Action Title:** Provide a title of the action.
- **Student Group(s):** Indicate the student group or groups who will be the primary beneficiary of the action by entering "All," or by entering a specific student group or groups.
- **Contributing to Increased or Improved Services?:** Type "Yes" if the action **is** included as contributing to meeting the increased or improved services; OR, type "No" if the action is **not** included as contributing to meeting the increased or improved services.
- If "Yes" is entered into the Contributing column, then complete the following columns:
 - **Scope:** The scope of an action may be LEA-wide (i.e., districtwide, countywide, or charterwide), schoolwide, or limited. An action that is LEA-wide in scope upgrades the entire educational program of the LEA. An action that is schoolwide in scope upgrades the entire educational program of a single school. An action that is limited in its scope is an action that serves only one or more unduplicated student groups.
 - **Unduplicated Student Group(s):** Regardless of scope, contributing actions serve one or more unduplicated student groups. Indicate one or more unduplicated student groups for whom services are being increased or improved as compared to what all students receive.
 - **Location:** Identify the location where the action will be provided. If the action is provided to all schools within the LEA, the LEA must indicate "All Schools." If the action is provided to specific schools within the LEA or specific grade spans only, the LEA must enter "Specific Schools" or "Specific Grade Spans." Identify the individual school or a subset of schools or grade spans (e.g., all high schools or grades transitional kindergarten through grade five), as appropriate.
- **Time Span:** Enter "ongoing" if the action will be implemented for an indeterminate period of time. Otherwise, indicate the span of time for which the action will be implemented. For example, an LEA might enter "1 Year," or "2 Years," or "6 Months."
- **Total Personnel:** Enter the total amount of personnel expenditures utilized to implement this action.
- **Total Non-Personnel:** This amount will be automatically calculated based on information provided in the Total Personnel column and the Total Funds column.

- **LCFF Funds:** Enter the total amount of LCFF funds utilized to implement this action, if any. LCFF funds include all funds that make up an LEA’s total LCFF target (i.e., base grant, grade span adjustment, supplemental grant, concentration grant, Targeted Instructional Improvement Block Grant, and Home-To-School Transportation).
 - **Note:** For an action to contribute towards meeting the increased or improved services requirement it must include some measure of LCFF funding. The action may also include funding from other sources, however the extent to which an action contributes to meeting the increased or improved services requirement is based on the LCFF funding being used to implement the action.
- **Other State Funds:** Enter the total amount of Other State Funds utilized to implement this action, if any.
- **Local Funds:** Enter the total amount of Local Funds utilized to implement this action, if any.
- **Federal Funds:** Enter the total amount of Federal Funds utilized to implement this action, if any.
- **Total Funds:** This amount is automatically calculated based on amounts entered in the previous four columns.
- **Planned Percentage of Improved Services:** For any action identified as contributing, being provided on a Limited basis to unduplicated students, and that does not have funding associated with the action, enter the planned quality improvement anticipated for the action as a percentage rounded to the nearest hundredth (0.00%). A limited action is an action that only serves foster youth, English learners, and/or low-income students.
 - As noted in the instructions for the Increased or Improved Services section, when identifying a Planned Percentage of Improved Services, the LEA must describe the methodology that it used to determine the contribution of the action towards the proportional percentage. The percentage of improved services for an action corresponds to the amount of LCFF funding that the LEA estimates it would expend to implement the action if it were funded.

For example, an LEA determines that there is a need to analyze data to ensure that instructional aides and expanded learning providers know what targeted supports to provide to students who are foster youth. The LEA could implement this action by hiring additional staff to collect and analyze data and to coordinate supports for students, which the LEA estimates would cost \$165,000. Instead, the LEA chooses to utilize a portion of existing staff time to analyze data relating to students who are foster youth. This analysis will then be shared with site principals who will use the data to coordinate services provided by instructional assistants and expanded learning providers to target support to students. In this example, the LEA would divide the estimated cost of \$165,000 by the amount of LCFF Funding identified in the Data Entry Table and then convert the quotient to a percentage. This percentage is the Planned Percentage of Improved Service for the action.

Contributing Actions Table

As noted above, information will not be entered in the Contributing Actions Table; however, the ‘Contributing to Increased or Improved Services?’ column will need to be checked to ensure that only actions with a “Yes” are displaying. If actions with a “No” are displayed or if actions that are contributing are not displaying in the column, use the drop-down menu in the column header to filter only the “Yes” responses.

Annual Update Table

In the Annual Update Table, provide the following information for each action in the LCAP for the relevant LCAP year:

- **Estimated Actual Expenditures:** Enter the total estimated actual expenditures to implement this action, if any.

Contributing Actions Annual Update Table

In the Contributing Actions Annual Update Table, check the ‘Contributing to Increased or Improved Services?’ column to ensure that only actions with a “Yes” are displaying. If actions with a “No” are displayed or if actions that are contributing are not displaying in the column, use the drop-down menu in the column header to filter only the “Yes” responses. Provide the following information for each contributing action in the LCAP for the relevant LCAP year:

- **6. Estimated Actual LCFF Supplemental and/or Concentration Grants:** Provide the total amount of LCFF supplemental and concentration grants the LEA estimates it will actually receive based on of the number and concentration of unduplicated students in the current school year.
- **Estimated Actual Expenditures for Contributing Actions:** Enter the total estimated actual expenditure of LCFF funds used to implement this action, if any.
- **Estimated Actual Percentage of Improved Services:** For any action identified as contributing, being provided on a Limited basis only to unduplicated students, and that does not have funding associated with the action, enter the total estimated actual quality improvement anticipated for the action as a percentage rounded to the nearest hundredth (0.00%).
 - Building on the example provided above for calculating the Planned Percentage of Improved Services, the LEA in the example implements the action. As part of the annual update process, the LEA reviews implementation and student outcome data and determines that the action was implemented with fidelity and that outcomes for foster youth students improved. The LEA reviews the original estimated cost for the action and determines that had it hired additional staff to collect and analyze data and to coordinate supports for students that estimated actual cost would have been \$169,500 due to a cost of living adjustment. The LEA would divide the estimated actual cost of \$169,500 by the amount of LCFF Funding identified in the Data Entry Table and then convert the quotient to a percentage. This percentage is the Estimated Actual Percentage of Improved Services for the action.

LCFF Carryover Table

- **9. Estimated Actual LCFF Base Grant:** Provide the total amount of LCFF funding the LEA estimates it will receive for the current school year, excluding the supplemental and concentration grants and the add-ons for the Targeted Instructional Improvement Grant Program and the Home to School Transportation Program, pursuant to 5 CCR Section 15496(a)(8).

- **10. Total Percentage to Increase or Improve Services for the Current School Year:** This percentage will not be entered. The percentage is calculated based on the amounts of the Estimated Actual LCFF Base Grant (9) and the Estimated Actual LCFF Supplemental and/or Concentration Grants (6), pursuant to 5 CCR Section 15496(a)(8), plus the LCFF Carryover – Percentage from the prior year. This is the percentage by which services for unduplicated pupils must be increased or improved as compared to the services provided to all students in the current LCAP year.

Calculations in the Action Tables

To reduce the duplication of effort of LEAs, the Action Tables include functionality such as pre-population of fields and cells based on the information provided in the Data Entry Table, the Annual Update Summary Table, and the Contributing Actions Table. For transparency, the functionality and calculations used are provided below.

Contributing Actions Table

- 4. Total Planned Contributing Expenditures (LCFF Funds)
 - This amount is the total of the Planned Expenditures for Contributing Actions (LCFF Funds) column
- 5. Total Planned Percentage of Improved Services
 - This percentage is the total of the Planned Percentage of Improved Services column
- Planned Percentage to Increase or Improve Services for the coming school year (4 divided by 1, plus 5)
 - This percentage is calculated by dividing the Total Planned Contributing Expenditures (4) by the Projected LCFF Base Grant (1), converting the quotient to a percentage, and adding it to the Total Planned Percentage of Improved Services (5).

Contributing Actions Annual Update Table

Pursuant to *EC* Section 42238.07(c)(2), if the Total Planned Contributing Expenditures (4) is less than the Estimated Actual LCFF Supplemental and Concentration Grants (6), the LEA is required to calculate the difference between the Total Planned Percentage of Improved Services (5) and the Total Estimated Actual Percentage of Improved Services (7). If the Total Planned Contributing Expenditures (4) is equal to or greater than the Estimated Actual LCFF Supplemental and Concentration Grants (6), the Difference Between Planned and Estimated Actual Percentage of Improved Services will display “Not Required.”

- 6. Estimated Actual LCFF Supplemental and Concentration Grants
 - This is the total amount of LCFF supplemental and concentration grants the LEA estimates it will actually receive based on of the number and concentration of unduplicated students in the current school year.
- 4. Total Planned Contributing Expenditures (LCFF Funds)
 - This amount is the total of the Last Year's Planned Expenditures for Contributing Actions (LCFF Funds)

- 7. Total Estimated Actual Expenditures for Contributing Actions
 - This amount is the total of the Estimated Actual Expenditures for Contributing Actions (LCFF Funds)
- Difference Between Planned and Estimated Actual Expenditures for Contributing Actions (Subtract 7 from 4)
 - This amount is the Total Estimated Actual Expenditures for Contributing Actions (7) subtracted from the Total Planned Contributing Expenditures (4)
- 5. Total Planned Percentage of Improved Services (%)
 - This amount is the total of the Planned Percentage of Improved Services column
- 8. Total Estimated Actual Percentage of Improved Services (%)
 - This amount is the total of the Estimated Actual Percentage of Improved Services column
- Difference Between Planned and Estimated Actual Percentage of Improved Services (Subtract 5 from 8)
 - This amount is the Total Planned Percentage of Improved Services (5) subtracted from the Total Estimated Actual Percentage of Improved Services (8)

LCFF Carryover Table

- 10. Total Percentage to Increase or Improve Services for the Current School Year (6 divided by 9 + Carryover %)
 - This percentage is the Estimated Actual LCFF Supplemental and/or Concentration Grants (6) divided by the Estimated Actual LCFF Base Grant (9) plus the LCFF Carryover – Percentage from the prior year.
- 11. Estimated Actual Percentage of Increased or Improved Services (7 divided by 9, plus 8)
 - This percentage is the Total Estimated Actual Expenditures for Contributing Actions (7) divided by the LCFF Funding (9), then converting the quotient to a percentage and adding the Total Estimated Actual Percentage of Improved Services (8).
- 12. LCFF Carryover — Dollar Amount LCFF Carryover (Subtract 11 from 10 and multiply by 9)
 - If the Estimated Actual Percentage of Increased or Improved Services (11) is less than the Estimated Actual Percentage to Increase or Improve Services (10), the LEA is required to carry over LCFF funds.

The amount of LCFF funds is calculated by subtracting the Estimated Actual Percentage to Increase or Improve Services (11) from the Estimated Actual Percentage of Increased or Improved Services (10) and then multiplying by the Estimated Actual LCFF Base Grant (9). This amount is the amount of LCFF funds that is required to be carried over to the coming year.

- 13. LCFF Carryover — Percentage (12 divided by 9)
 - This percentage is the unmet portion of the Percentage to Increase or Improve Services that the LEA must carry over into the coming LCAP year. The percentage is calculated by dividing the LCFF Carryover (12) by the LCFF Funding (9).

California Department of Education
January 2022